



## NOTES

1. The applicable voltage range is 380V to 415V for 50 Hz application. For other voltages, Please consult the factory
2. This generating set is of fixed speed of 1500 rpm.
3. (500 kVA) is the prime power rating of the generating set is where a variable load and unlimited hour usage are applied with an average load factor of 80% of the prime rating over each 24-hour period. Noting that a 10% overload is permitted for 1 hour in every 12-hour operation.
4. (550 kVA) is the standby power rating of the generating set is where a variable load limited to an annual usage up to 500 hours is applied, with 300 hours of which may be continuous running. Noting that no overload is permitted.

## Certifications



 The complete Generating Set is type-tested according to ISO 8528-8 Standard


 The control panel is certified by an ISO 17025 accredited laboratory to have IP55 according to IEC 60355



## Dimensions\*

	Open Type	Close Type
Length (mm)	3750	5000
Width (mm)	1130	1670
Height (mm)	2150	2460
Weight (kg)	3532	4500

\* Dimensions may be changed as per each project case



PF 0.8 @ Ratings		Prime Rating <sup>*3</sup>	Stand-by Rating <sup>*4</sup>
Voltage <sup>*1</sup>	Frequency <sup>*2</sup>	400 kWe	440 kWe
230/400 V	50 Hz	500 kVA	550 kVA

The above ratings represent the generating set capability guaranteed within  $\pm 3\%$  at the reference conditions equivalent to those specified in ISO 8528/1 standard.

## Engine Technical Data

Make & Model	Cummins QSX15-G8		
Standby / Prime Gross Power (kWm)	500 / 444		
Cylinders & arrangement	6 in-line		
Bore & Stroke (mm)	137 & 169		
Induction system	Turbocharged		
Combustion	Direct Injection		
Cycle	4 Stroke		
Compression ratio	17.0 : 1		
Cooling system	Water cooled		
Displacement	15.0 liters		
Lube oil capacity	91.0 liters		
Standard governor	Electronic		
Engine speed	1500 rpm		
Fuel consumption (l/h) @ 100% load	101	@ 50% Load	56
Fuel consumption (l/h) @ 75% load	80	@ 25% Load	30
Radiator Cooling air flow m <sup>3</sup> /s	11.8		
Coolant Capacity	42 liters		
Emissions regulations	TA Luft Compliant		
Exhaust temperature °C (max)	515		
Max. Exhaust gas flow (m <sup>3</sup> /min)	82.2		
Max. allowed back pressure (kPa)	10		

The above performance data are valid as per the following specs:

- Diesel Fuel is according to BS2869 Class A2 or equivalent.
- Lubricating oil is according to Grade SAE 15W-40 API CI4.
- The coolant should be 50% antifreeze and 50% fresh water.

## Alternator Technical Data

MAKE & MODEL	LEROY SOMER	TAL 047 C	
Frequency / No. of poles	50 Hz / 4P	Winding pitch	2/3
Ingress protection	IP23	AVR model	R150
Insulation class	H	Overspeed	2250 R.P.M
Terminals (Optional)	6 (12)	Voltage regulation	$\pm 0.8\%$
Excitation system	Shunt	Air flow	0.9 m <sup>3</sup> /s

### Asia (Office), KSA, Riyadh

KSA (Office): Exit No. 18 Ring road  
KSA (Manufacturing facility & After Sales Dept) New Kharj road,  
Madaian industrial zone, 208  
Tel : +966 11 8109800 Mobile : +966 559169188 / +966 559169144  
Info@cpt-gp.com

### Africa (Head Office), Egypt, Cairo

Egypt (Head Office): Block 34, Herafia East B Industrial Zone,  
Badr City, Cairo, Egypt  
Tel : +20226783834  
Mobile : +201159166970 / +201112333447  
Info@cpt-gp.com



## Control Panel Specifications

Control panel with (DSE7310 MKII) is an automatic start generating set panel of microprocessor-based design which is capable of interfacing with electronic engine through the can-bus. It is fully configurable by front fascia buttons and PC software as well. If Mains voltage is to be monitored, Auto Mains Failure, So DSE7320MKII shall be offered. Circuit Breaker is mounted inside the panel 3 Pole as standard and 4 Pole can be offered.

## Construction

Sheet fabrication	CNC shearing & bending
Paint type	Epoxy painted
Paint application	Oven Spray
Durability tests	<ul style="list-style-type: none"> <li>• IMPACT [EN ISO 6272]</li> <li>• Salt spray resistance [ASTM B117-73]</li> <li>• Humidity Resistance [ASTM D2247]</li> </ul>
Compliance	<ul style="list-style-type: none"> <li>• Panel is compliant with [ISO8528-8]</li> <li>• Clearance &amp; Creepage [IEC60355-1]</li> <li>• Leakage current &amp; Dielectric strength [IEC60355-1]</li> <li>• Protection against electric shock [IEC600 364-4-41]</li> </ul>
Degree of Protection	IP44
Wire crimping	<ul style="list-style-type: none"> <li>• Crimping force up to 20KN</li> <li>• Accuracy of 0.01mm</li> <li>• Each crimping is checked by Komax CFA+</li> <li>• Wires are coded by wire color and cross-section</li> </ul>
Wire coding	<ul style="list-style-type: none"> <li>• Wires are coded by printed numbers</li> <li>• Wires are coded by printed function of the wire</li> </ul>

## Protection (standard)

(Optional Note<sup>1,3</sup>)

Over /Under AC voltage	High oil temperature
Over /Under Frequency	High exhaust temperature
Delayed Over current	Low fuel pressure
Short-circuit	Low coolant pressure
Over kW	Low fuel level
High Engine Temperature	Low oil level
Low oil pressure	High winding temperature
Maintenance Alarm	High bearing temperature
High/Low Battery voltage	Low boost pressure
Low coolant level * Note 2	Fusible link fire protection
	Low coolant temperature

## Control (standard)

(Optional Note<sup>1</sup>)

Remote start input	Battery Changer: 5A, 10A , UL
Emergency Stop button	Fuel pump control
Common Alarm volt-free contact	Extension:
Event log (50 events)	Ethernet –Modbus TCP
Weekly Exerciser	Webnet – GPS tracker
Audible Alarm	
Standard CANbus J1939	
Preheat control	
RS232 - Modem & RS485- Modbus RTU	

## Instrumentation (standard)

(Optional Note<sup>1,3</sup>)

Gen AC Voltage: 3ph VLL & VLN	Lube oil temperature
Gen Frequency: Hz	Exhaust temperature
Gen Current: 3 phase A	Engine Inlet air (Boost) pressure
Power: KW, KVA, KVAR & PF	Charging ammeter
Energy: KWhr, KVAhr, KVARhr	Fuel pressure
Lube Oil pressure	Coolant pressure
Engine coolant temperature	Fuel level
Battery DC Voltage	Lube oil level
DC Alternator Voltage	Winding temperature 3xRTD
Engine Speed	Bearing temperature RTD
Operating hours	

Note 1: some OPTIONAL features could be standard if CANbus is established within electronic engines.

Note 2: Low coolant level protection is standard feature for Gensets above 200 kVA, otherwise it is optional.

Note 3: There is limitation in the number of protections and measurements that can be offered with control panel.


Other types of control Panels & Modules can be offered according to required specifications (DSE 7310/20, 7410/20, 8610, 8810 and Others)

### Asia (Office), KSA, Riyadh

KSA (Office): Exit No. 18 Ring road  
KSA (Manufacturing facility & After Sales Dept) New Kharj road,  
Madaian industrial zone, 208  
Tel : +966 11 8109800 Mobile : +966 559169188 / +966 559169144  
Info@cpt-gp.com

### Africa (Head Office), Egypt, Cairo

Egypt (Head Office): Block 34, Herafia East B Industrial Zone,  
Badr City, Cairo, Egypt  
Tel : +20226783834  
Mobile : +201159166970 / +201112333447  
Info@cpt-gp.com



## Genset Standard Features

### Assembly:

Gensets are assembled at CPT Factory at Badr, Cairo in compliance with ISO 8528-8 standard.

### Fabrication:

- The engine/alternator assembly rests on skid with Anti-vibration mounting pads.
- The skid is made up of durable sheet metals and beams exceeding "Vibration & Torsion" Resistance Norms.
- A skid built in Fuel Tank is supplied as a standard for Gen-sets up to 700 kVA with fuel gauge, filler cap, fuel inlet and outlet hoses.
- The control panel enclosure is made up of metal sheet .

### Paint:

- The skid and control panel enclosure are painted with Primer Zinc rich, Zince epoxy, then last layer as Acrylic - KAPCI.
- Paints passed durability tests conforming to international quality standards.
- Impact (EN ISO 6272)
- Salt Spray Resistance (ASTM B117-73)- Humidity Resistance (ASTM D2247)

### Works-Testing:

- All Gensets are tested at factory prior to dispatch.
- Test is automatically generated and checked according to ISO8528
- Test certificate is issued for each Genset.

### Equipment:

- Water cooled Radiator with belt driven blower fan and full guarding.
- Electric starter with solenoid Relay.
- Battery Charging Alternator.
- Energized to run solenoid.
- Replaceable fuel, oil and air filter.
- Heavy duty lead acid battery with matching capacity (Amps & CCA).
- One loose supplied Industrial Exhaust Silencer – 16 DB noise reduction level. (Residential silencer as optional)

### Documentation:

- User Manual for Operation, Installation and Maintenance guidance
- Wiring Diagram
- Test Report
- Maintenance Schedule
- Catalogues for Engine, Alternator & AVR

## Genset Optional Features

- Manual & Automatic Transfer Switches,
- Synchronizing & Totalizing Panels
- Fuel / water separator filter
- Water jacket heater (pre-heating system)
- Oil heater
- Fuel heater
- Battery heater
- Anti-condensation Heater
- Air Shut-off Valve
- Oil Sampler
- Pre-lube Oil Pump

### Asia (Office), KSA, Riyadh

KSA (Office): Exit No. 18 Ring road  
KSA (Manufacturing facility & After Sales Dept) New Kharj road,  
Madaian industrial zone, 208  
Tel : +966 11 8109800 Mobile : +966 559169188 / +966 559169144  
Info@cpt-gp.com

### Africa (Head Office), Egypt, Cairo

Egypt (Head Office): Block 34, Herafia East B Industrial Zone,  
Badr City, Cairo, Egypt  
Tel : +20226783834  
Mobile : +201159166970 / +201112333447  
Info@cpt-gp.com